

# CAMPUS EXPERIENCE SURVEY

An Assessment of Arizona University Students

---

NOVEMBER 2024

AN ACTA/COLLEGE PULSE REPORT



ACTA  
AMERICAN COUNCIL OF  
TRUSTEES AND ALUMNI



COLLEGE PULSE

# Table of Contents

---

ABOUT US

1

3

METHODOLOGY

HIGHLIGHTS

5

27

SURVEY TOPLINE

# About Us

# About Us

---

## AMERICAN COUNCIL OF TRUSTEES AND ALUMNI (ACTA)

The American Council of Trustees and Alumni (ACTA) is an independent, nonprofit organization committed to academic freedom, academic excellence, and accountability at America's colleges and universities. Founded in 1995, ACTA works with alumni, donors, trustees, and education leaders across the country to support the study of the liberal arts, uphold high academic standards, safeguard the free exchange of ideas on campus, and ensure that the next generation receives an intellectually rich, high-quality education at an affordable price.

Our network consists of alumni and trustees from over 1,300 colleges and universities, including over 23,000 current board members. Our quarterly newsletter, *Inside Academe*, reaches over 15,000 readers.

For more information, visit [GoACTA.org](https://GoACTA.org).

## COLLEGE PULSE

College Pulse is a survey research and analytics company dedicated to understanding the attitudes, preferences, and behaviors of today's college students. College Pulse offers custom data-driven marketing and research solutions, utilizing its unique American College Student Panel™ that includes over 850,000 college students and recent alumni from more than 1,500 two- and four-year colleges and universities in all 50 states.

For more information, visit [collegepulse.com](https://collegepulse.com) or College Pulse's official X account [@CollegeInsights](https://twitter.com/CollegeInsights).

# Methodology

# Sampling Methodology

---

This survey was designed and conducted by College Pulse between May 15, 2024, and August 15, 2024. Surveys were completed by a sample of 3,294 undergraduate students who attended Arizona State University (n=1,372), Northern Arizona University (n=853), or University of Arizona (n=1,609).

The sample was drawn from College Pulse's American College Student Panel™ that includes over 850,000 verified students representing more than 1,500 different colleges and universities in all 50 states. Panel members are recruited by a number of methods to help ensure diversity in the panel population, including web advertising, permission-based email campaigns, and partnerships with university organizations. To reduce the effects of any non-response bias, a post-stratification adjustment was applied based on demographic distributions of the undergraduate populations at the three target institutions. These demographic distributions are derived from the Current Population Survey (CPS), the National Postsecondary Student Aid Study (NPSAS), and the Integrated Postsecondary Education Data System (IPEDS). The post-stratification weight rebalanced the sample based on the following benchmarks: gender, race and ethnicity, voter registration, financial aid status, and class year. The sample weighting was accomplished using an adjustment process that simultaneously balances the distributions of all variables. The frequencies presented in this report, including the political breakdown, are weighted counts to accurately represent the demographic and political composition of the undergraduate population.

The margin of error for this survey ranges from +/- 2-3 percentage points. Margins of error are typically calculated on probability-based samples and are not technically correct for non-probability online samples. We supply them here to provide a general assessment of error ranges that may be associated with the data.

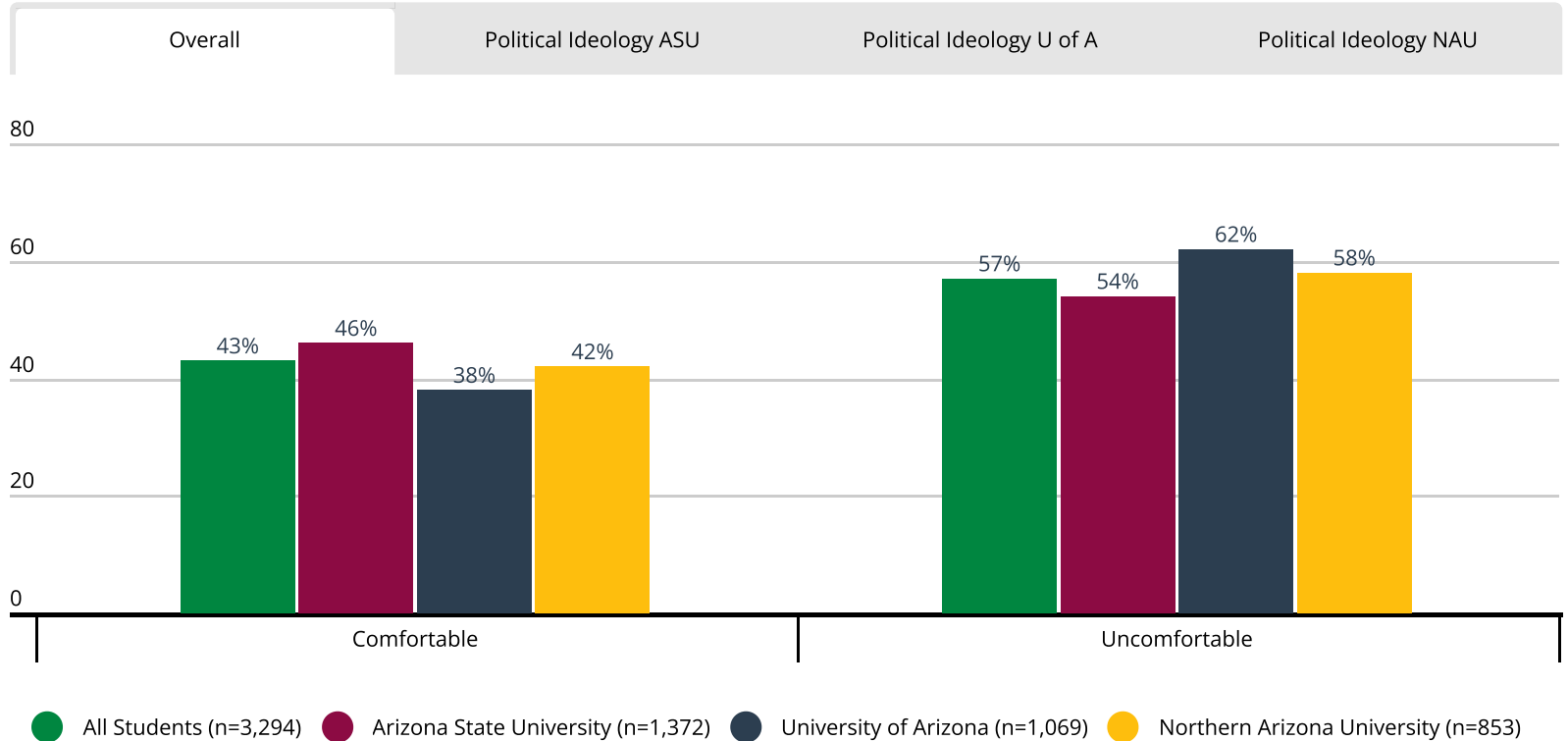
For more information about our methodology, [click here](#) or contact [methodology@collegepulse.com](mailto:methodology@collegepulse.com).

# Highlights

## HIGHLIGHT 1

# University of Arizona students are the least likely to feel comfortable disagreeing with a professor about a controversial topic.

- Conservative students are the least likely to feel comfortable disagreeing with a professor about a controversial topic at Arizona State University (ASU) and Northern Arizona University (NAU), but not at the University of Arizona (U of A).



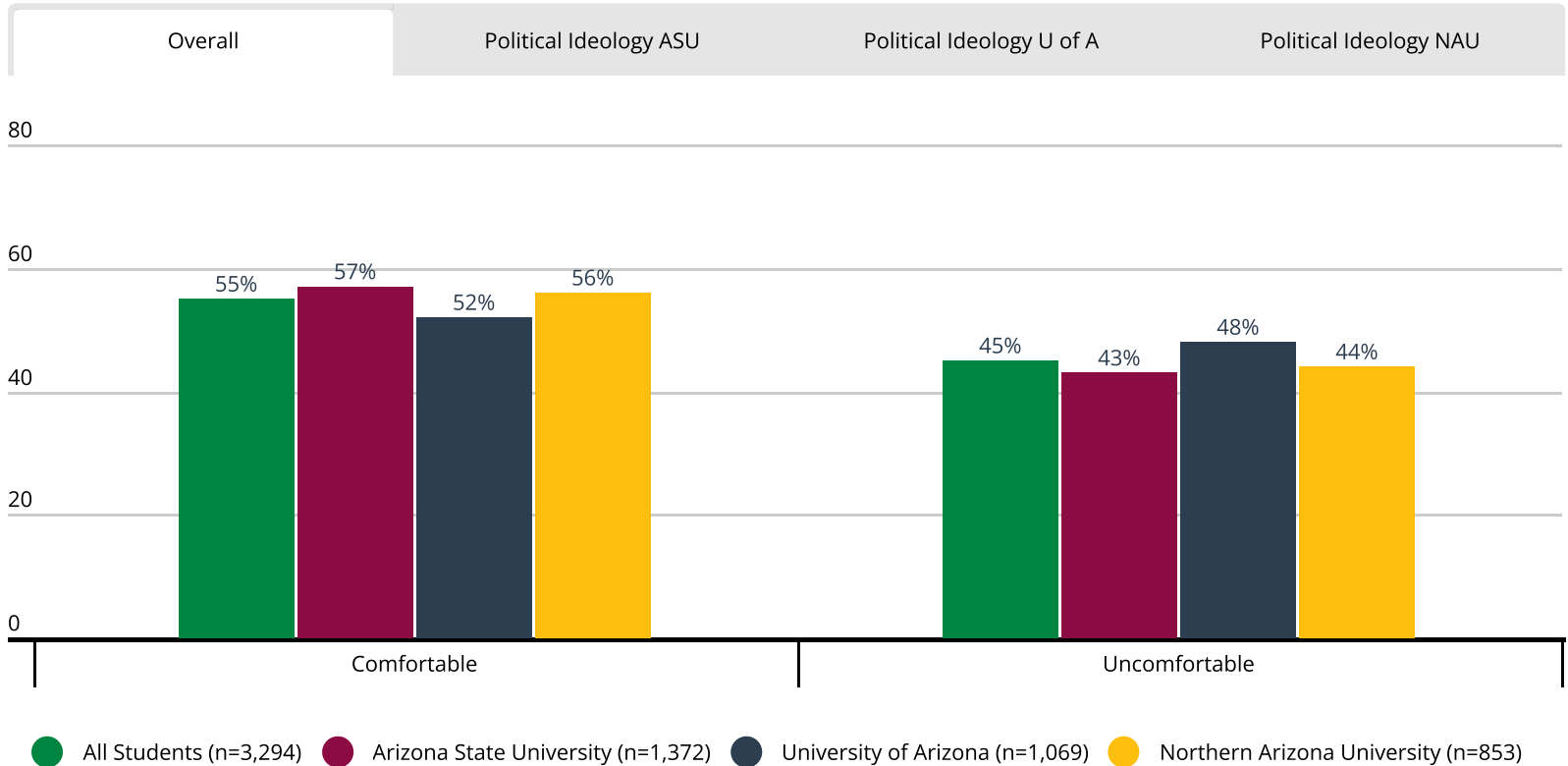
Q4.1\_1 On the following scale, how comfortable would you feel doing the following on your campus? Publicly disagreeing with a professor about a controversial topic.



## HIGHLIGHT 2

# Conservative students are less likely than liberal students to feel comfortable expressing views on a controversial political topic during a class discussion.

- Almost half (45%) of students at the three Arizona schools feel uncomfortable expressing their views on a controversial political topic in class.

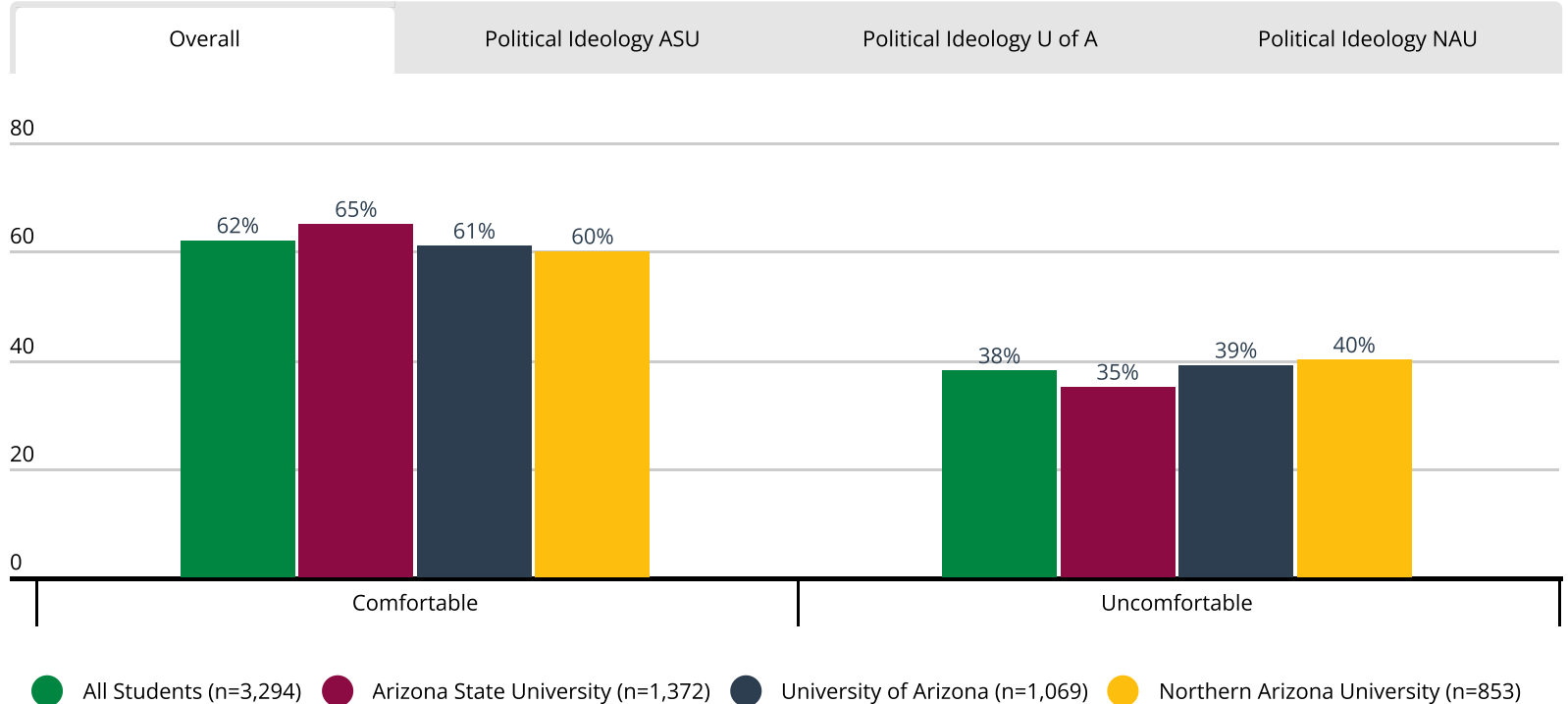


Q4.1\_3 On the following scale, how comfortable would you feel doing the following on your campus? Expressing your views on a controversial political topic during an in-class discussion.

### HIGHLIGHT 3

## ASU students are more likely than NAU and U of A students to say they would feel comfortable expressing views on a political topic in a common campus space.

- Liberal students are more likely than conservative students across all three Arizona schools to feel comfortable expressing their views on a controversial political topic to other students during a discussion in a common campus space.

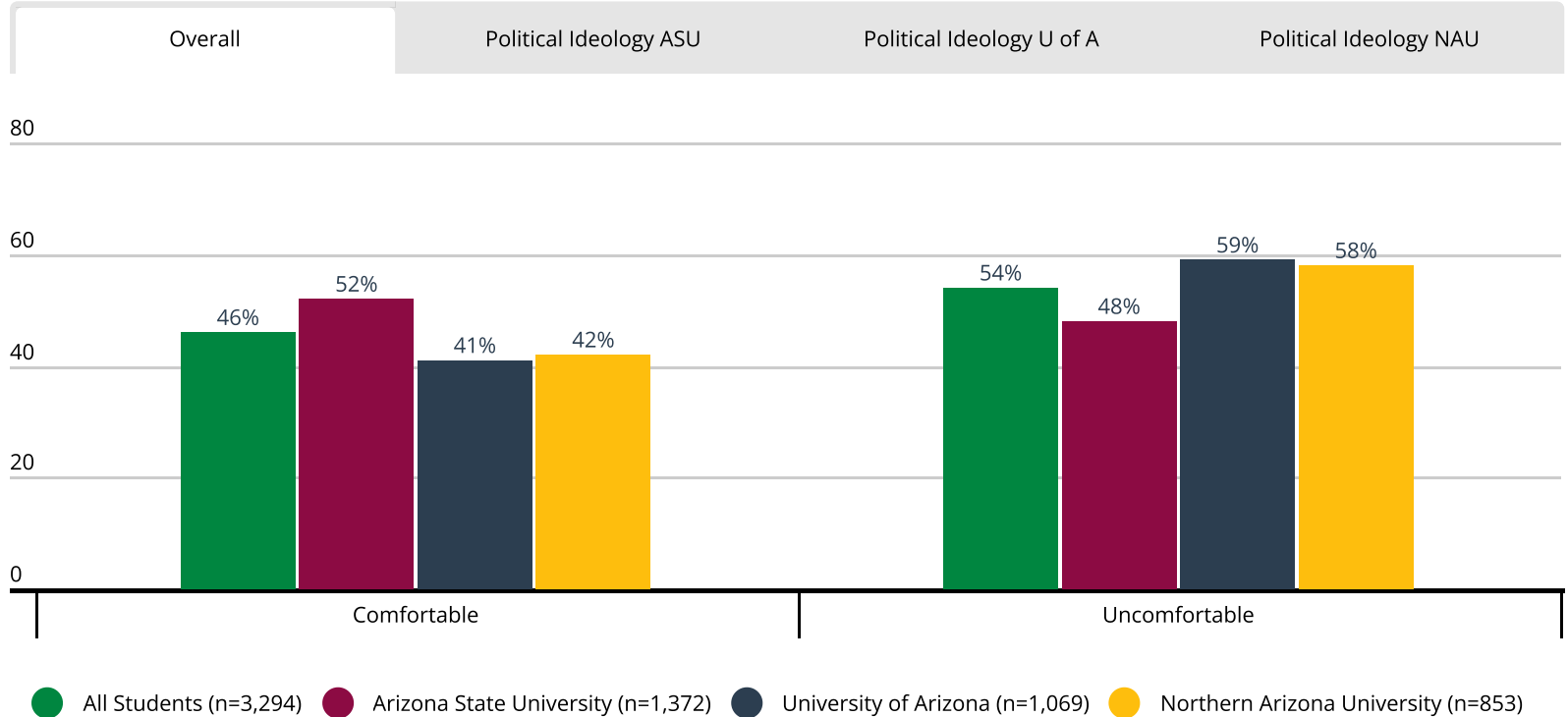


Q4.1\_4 On the following scale, how comfortable would you feel doing the following on your campus? Expressing your views on a controversial political topic to other students during a discussion in a common campus space such as a quad, dining hall, or lounge.

## HIGHLIGHT 4

# ASU students are the most likely to feel comfortable expressing an unpopular opinion to fellow students on a personal social media account.

- Liberal students are more likely than conservative students at ASU and NAU (but not U of A) to feel comfortable expressing an unpopular opinion to their fellow students on a personal social media account.

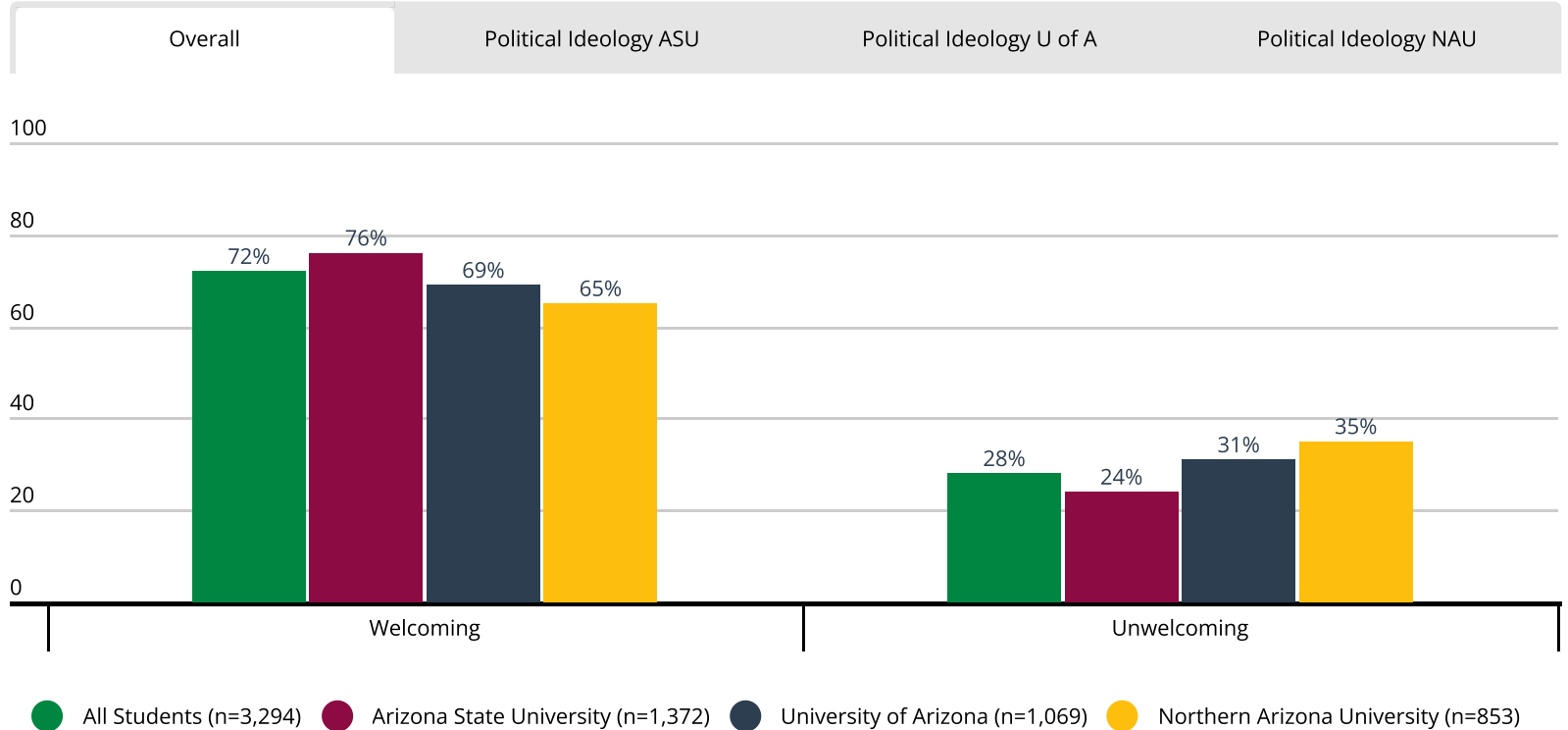


Q4.1\_5 On the following scale, how comfortable would you feel doing the following on your campus? Expressing an unpopular opinion to your fellow students on a social media account tied to your name.

## HIGHLIGHT 5

# ASU students are the most likely to say their campus is welcoming for students who hold unpopular political opinions.

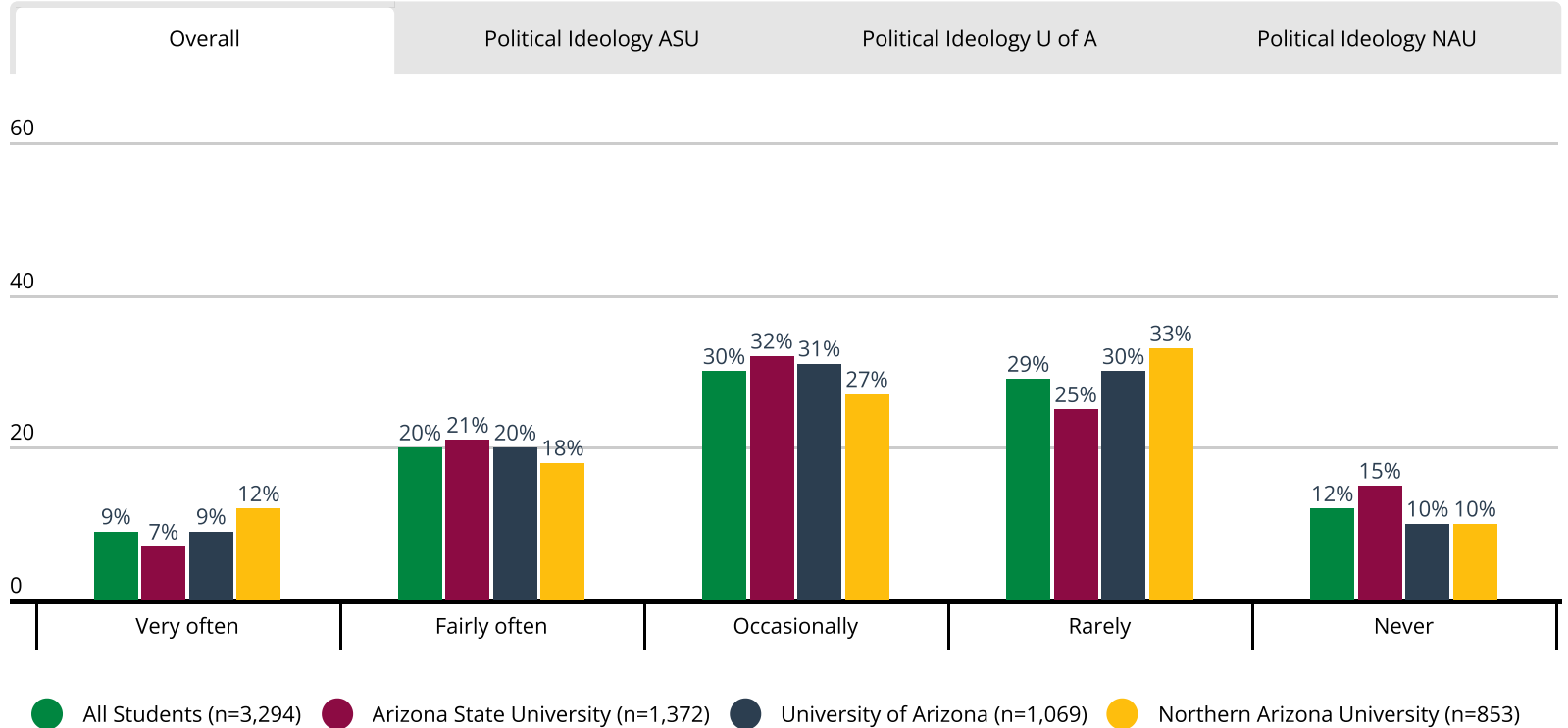
- At all Arizona schools, conservative students are more likely than liberal students to say that their school is unwelcoming to students with unpopular political opinions.



## HIGHLIGHT 6

# Conservative students across all Arizona schools are more likely than liberal students to often withhold opinions due to fear of how others may respond.

- Twenty-nine percent of students across all Arizona schools say they often feel that they cannot express their opinion on a subject because of how others may respond.

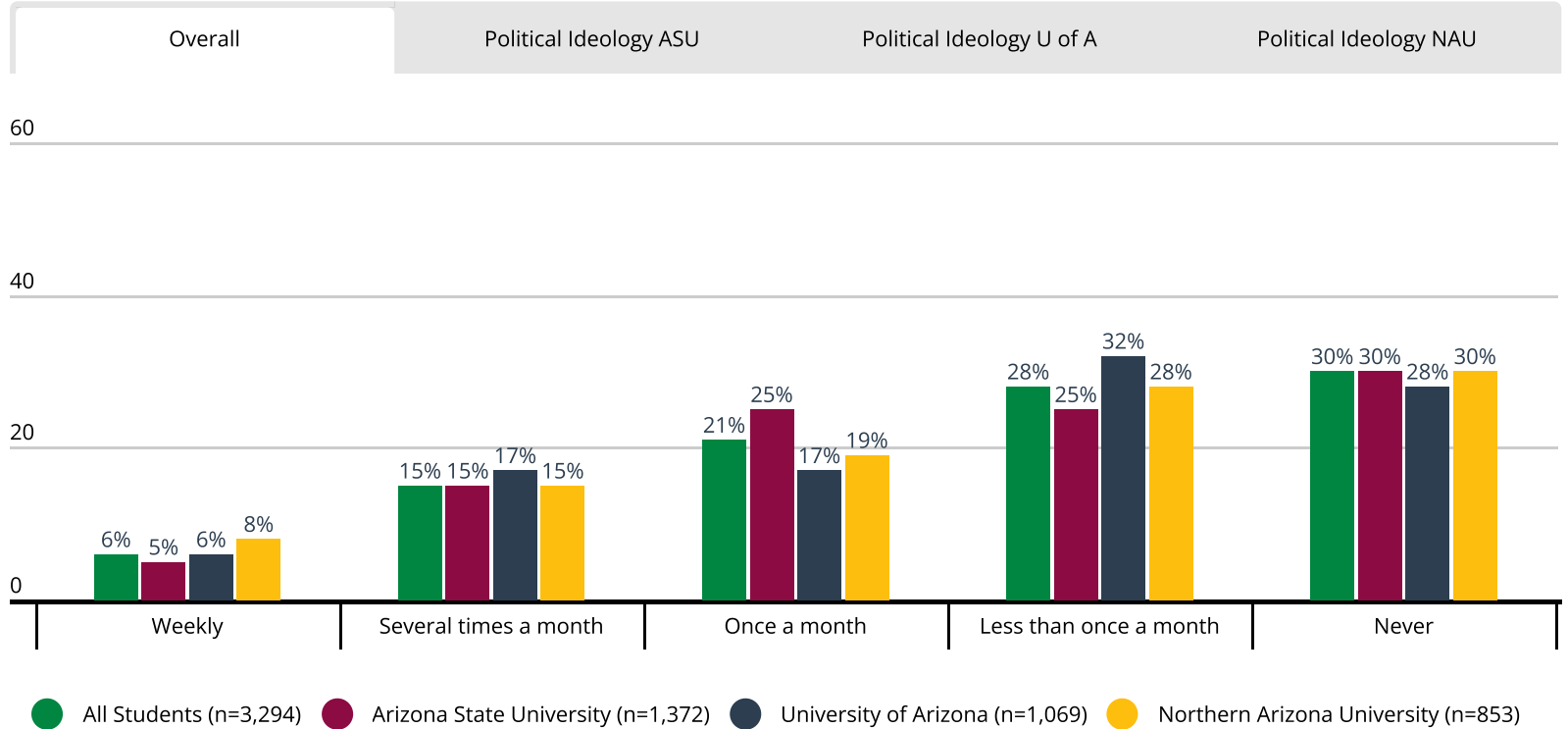


Q4.4 On your campus, how often have you felt that you could not express your opinion on a subject because of how students, a professor, or the administration would respond?

## HIGHLIGHT 7

# Conservative students are more likely than liberal students to say they have not spoken up on campus because they thought their opinion would be unwelcome.

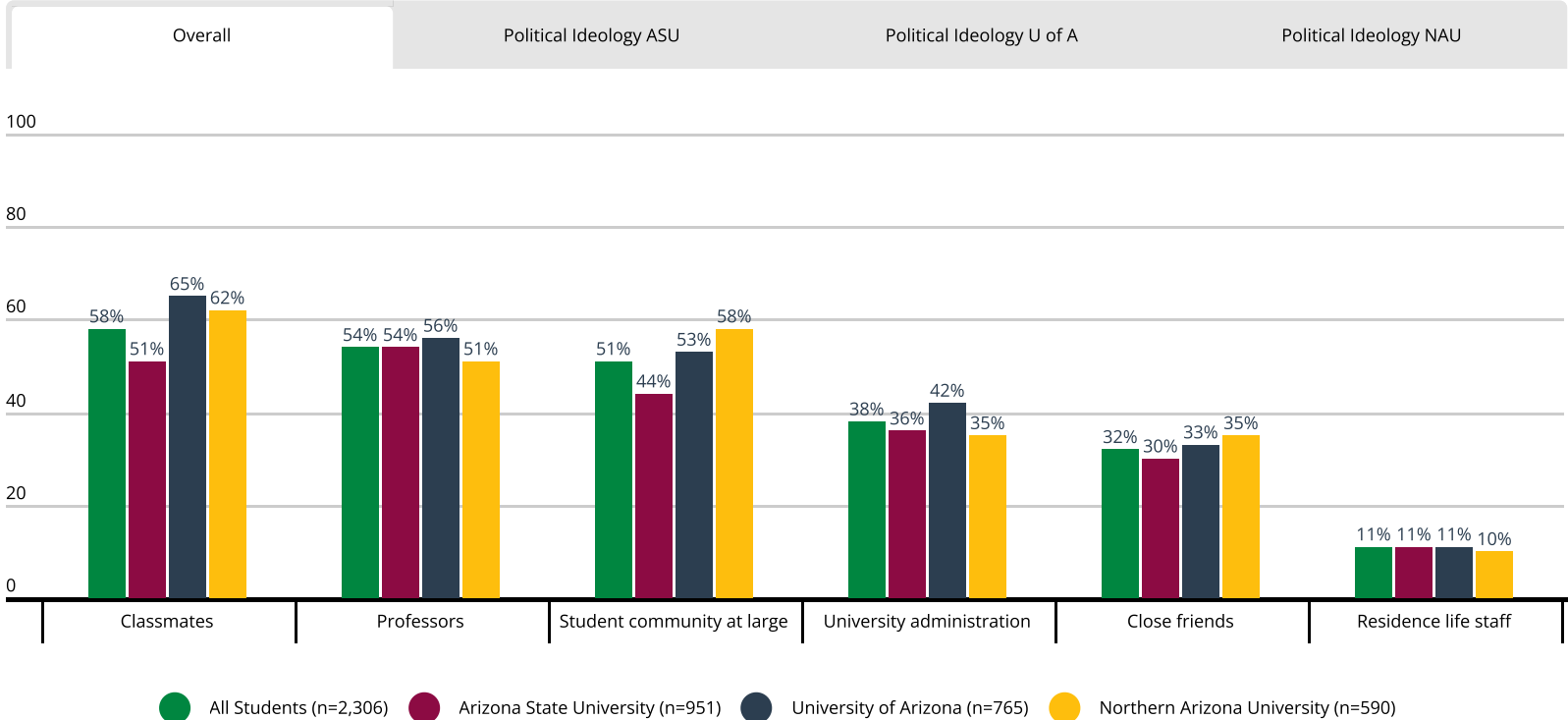
- Roughly one-fifth (21%) of students do not speak up on campus several times a month or more because they feel their opinion would be unwelcome.



## HIGHLIGHT 8

# When students choose not to speak up, they are primarily worried about classmates, professors and the student community at large.

- When ASU students do not share their perspective, they are the least likely to be worried about their fellow classmates' responses.
- Conservative students (66%) at ASU are more likely to be worried about the response from professors if they share unpopular opinions than they are worried about the response from the broader student community.

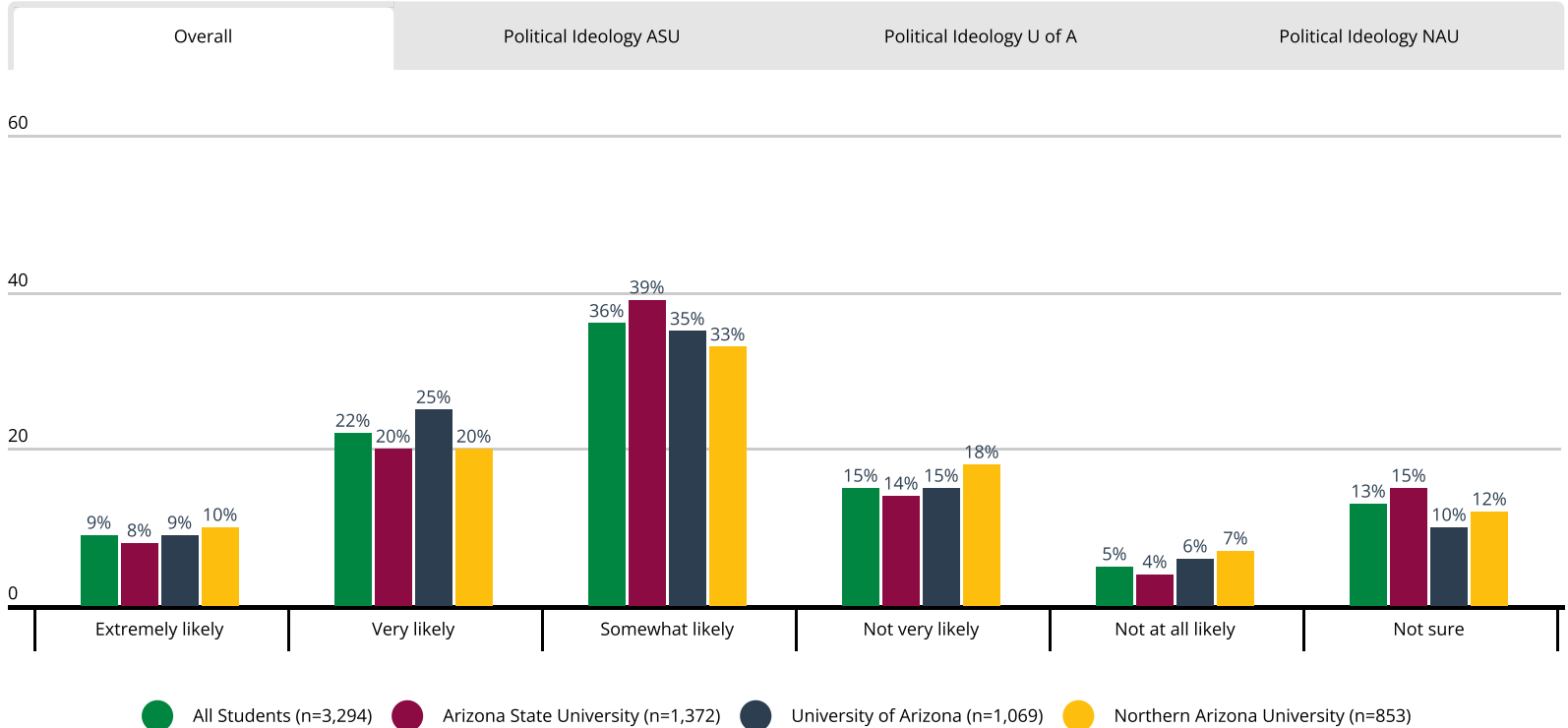


Q4.6 When you do not speak up, whose response are you worried about? Select up to 7 options.

## HIGHLIGHT 9

# U of A students are the most likely to say the administration would defend controversial speakers' rights to express their views.

- Conservative students at NAU and ASU (but not at U of A) are more likely than liberal students to feel that their administration is not likely to defend speakers' rights to express their views.



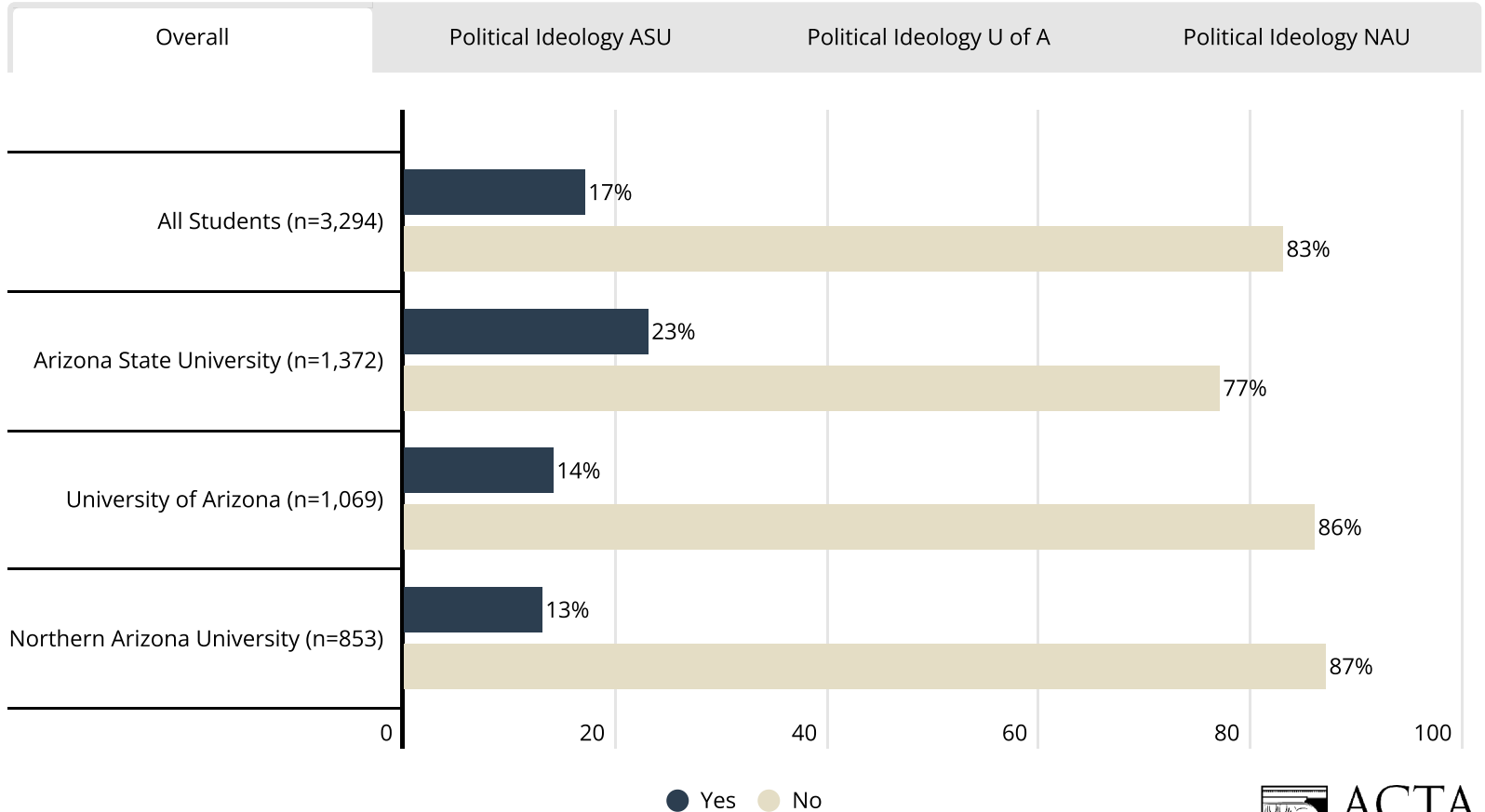
Q4.7 If a controversy over offensive speech were to occur on your campus, how likely is it that the administration would defend the speaker's right to express their views?



## HIGHLIGHT 10

# Very few students have received formal training on free expression policies.

- ASU students are more likely to have received formal free expression training than students at NAU or U of A.

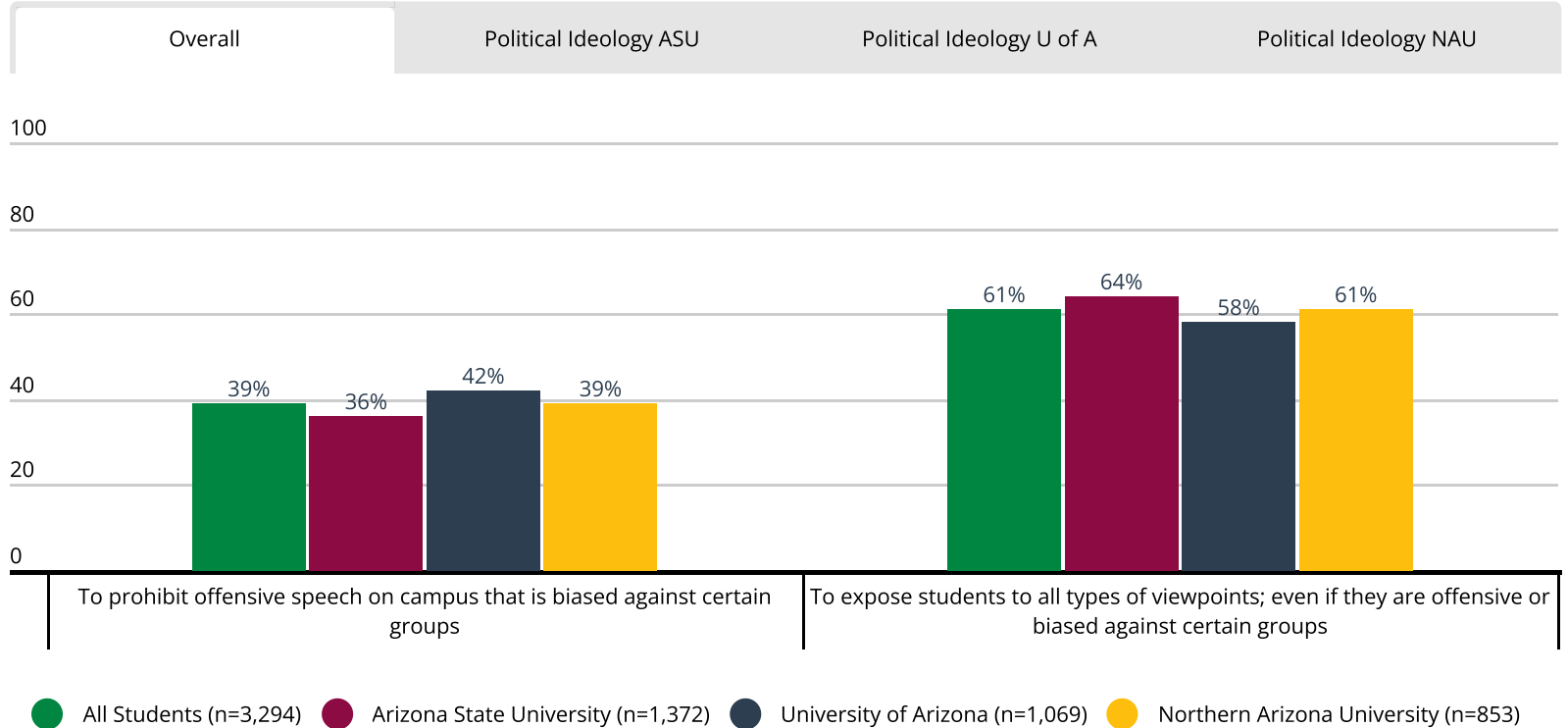


Q4.8 Have you received training from staff or faculty at your college on free expression policies?

## HIGHLIGHT 11

# Students at all three schools state that exposure to all viewpoints and groups is more important than prohibiting speech.

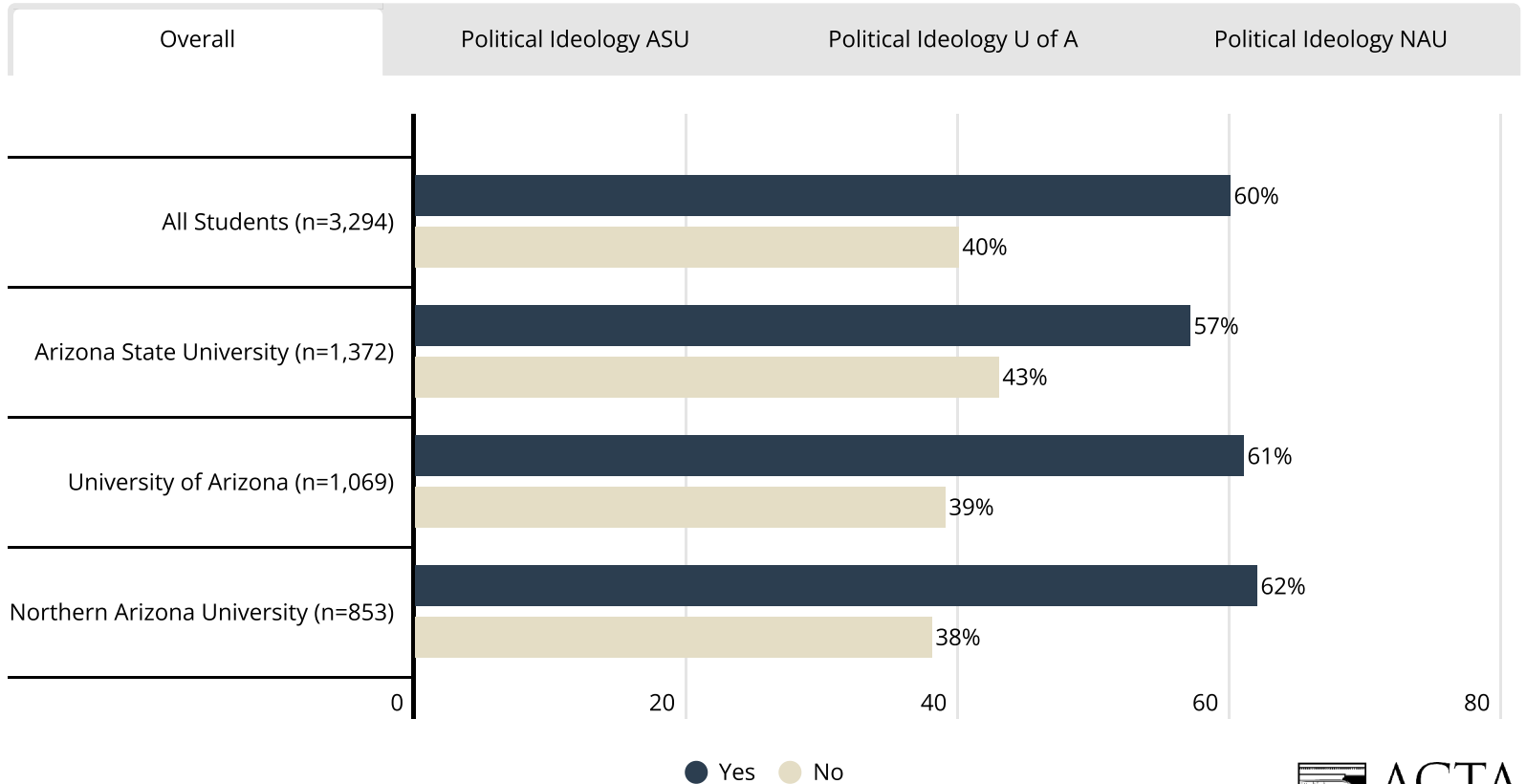
- Conservative students at all three schools are significantly less likely than liberal students to favor prohibiting offensive speech on campus.



## HIGHLIGHT 12

# More than half of students across all three schools believe that if professors say something that students find offensive, they should be reported.

- Liberal students are significantly more likely than conservative students to believe professors should be reported to the university for saying something a student finds offensive.

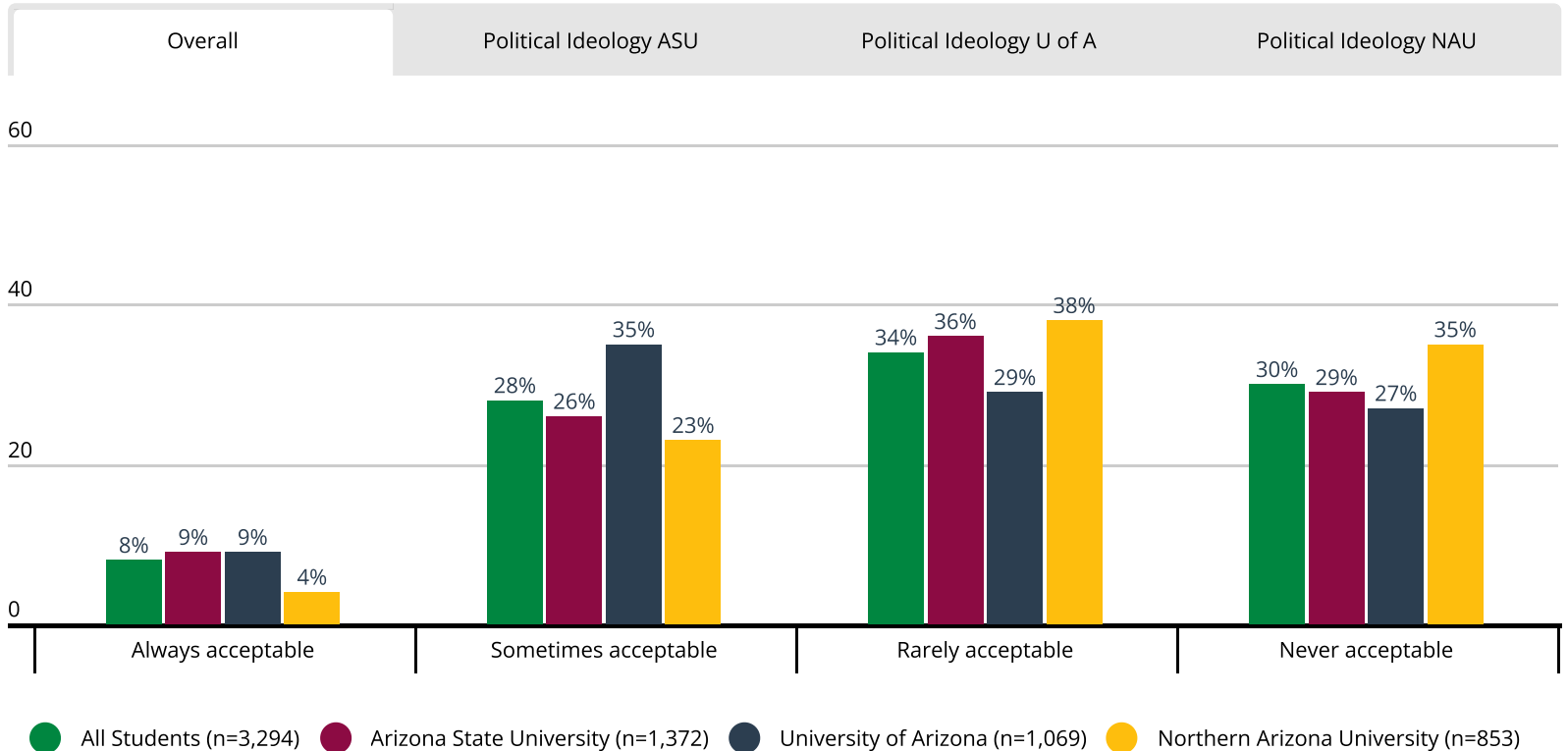


Q4.12 If a professor says something that students find offensive, should that professor (or class instructor) be reported to the university?

## HIGHLIGHT 13

# Students at U of A are the most likely to say that shouting down speakers to prevent them from speaking is acceptable.

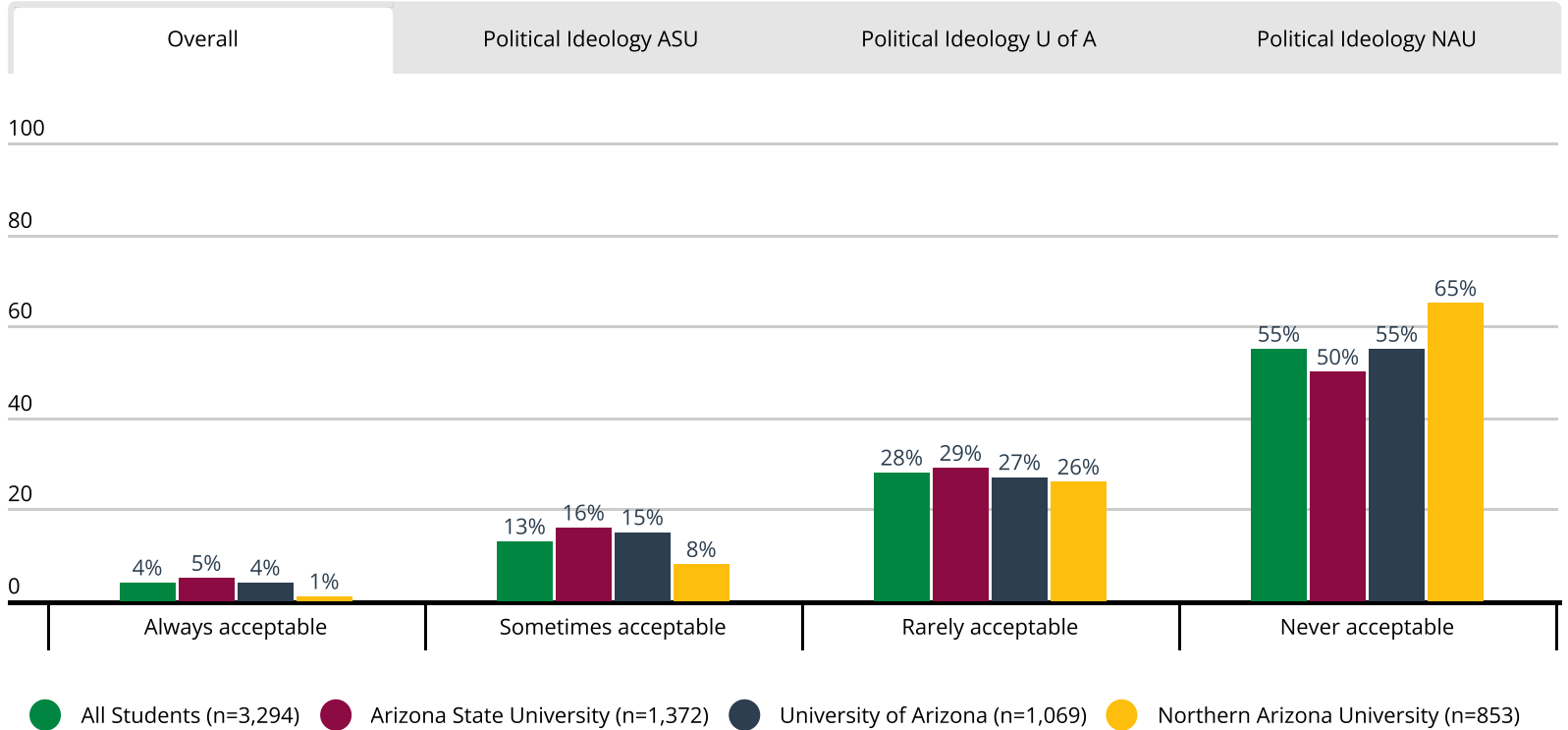
- Liberal students are significantly more likely than conservative students across all three schools to say it is acceptable to shout down speakers to prevent them from speaking on campus.



Q4.15\_1 How acceptable would you say it is for students to engage in the following action to protest a campus speaker: Shouting down a speaker or trying to prevent them from speaking on campus.

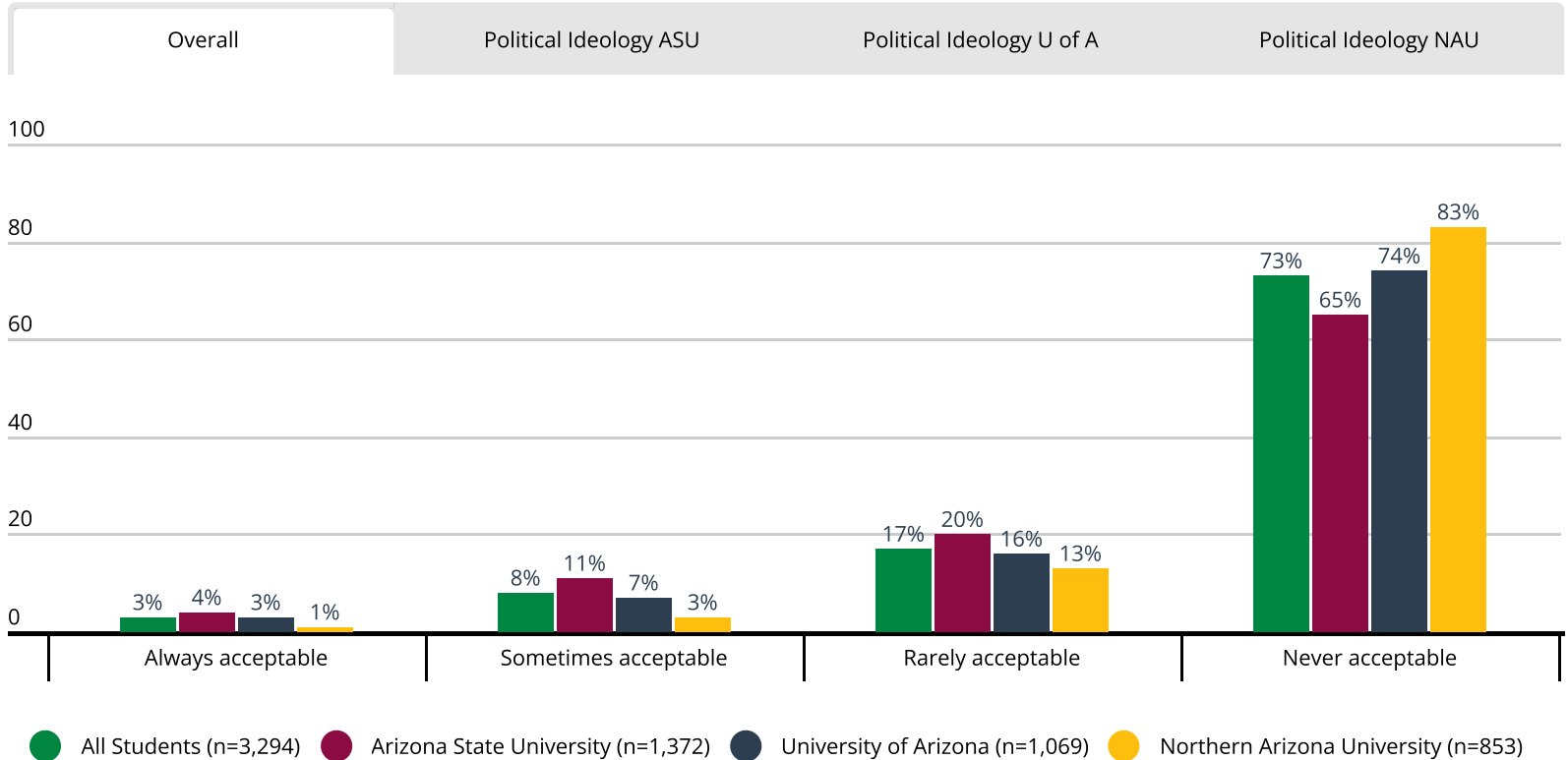
# NAU students are the most likely to say that blocking others from attending a campus speech is never acceptable.

- Conservative students across the three schools are more likely than liberal students to say that blocking others from attending a campus speech is never acceptable.



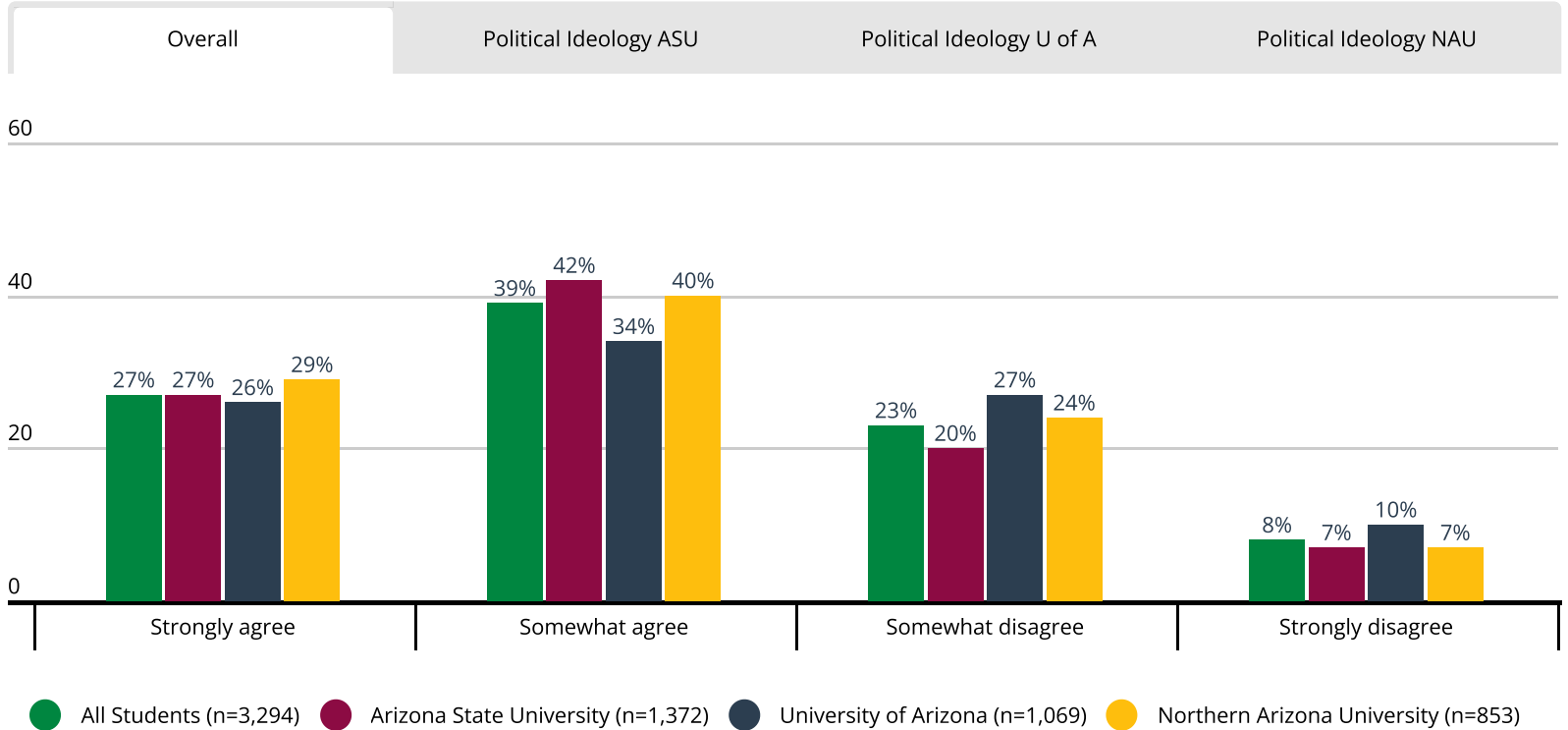
# ASU students are the most likely to say that using violence to stop campus speech is at least sometimes acceptable.

- Conservative students are more likely than liberal students across all three schools to say that using violence to stop a campus speech is never acceptable.



## U of A students are the least likely to agree that students should face disciplinary consequences for disrupting speakers with whom they disagree.

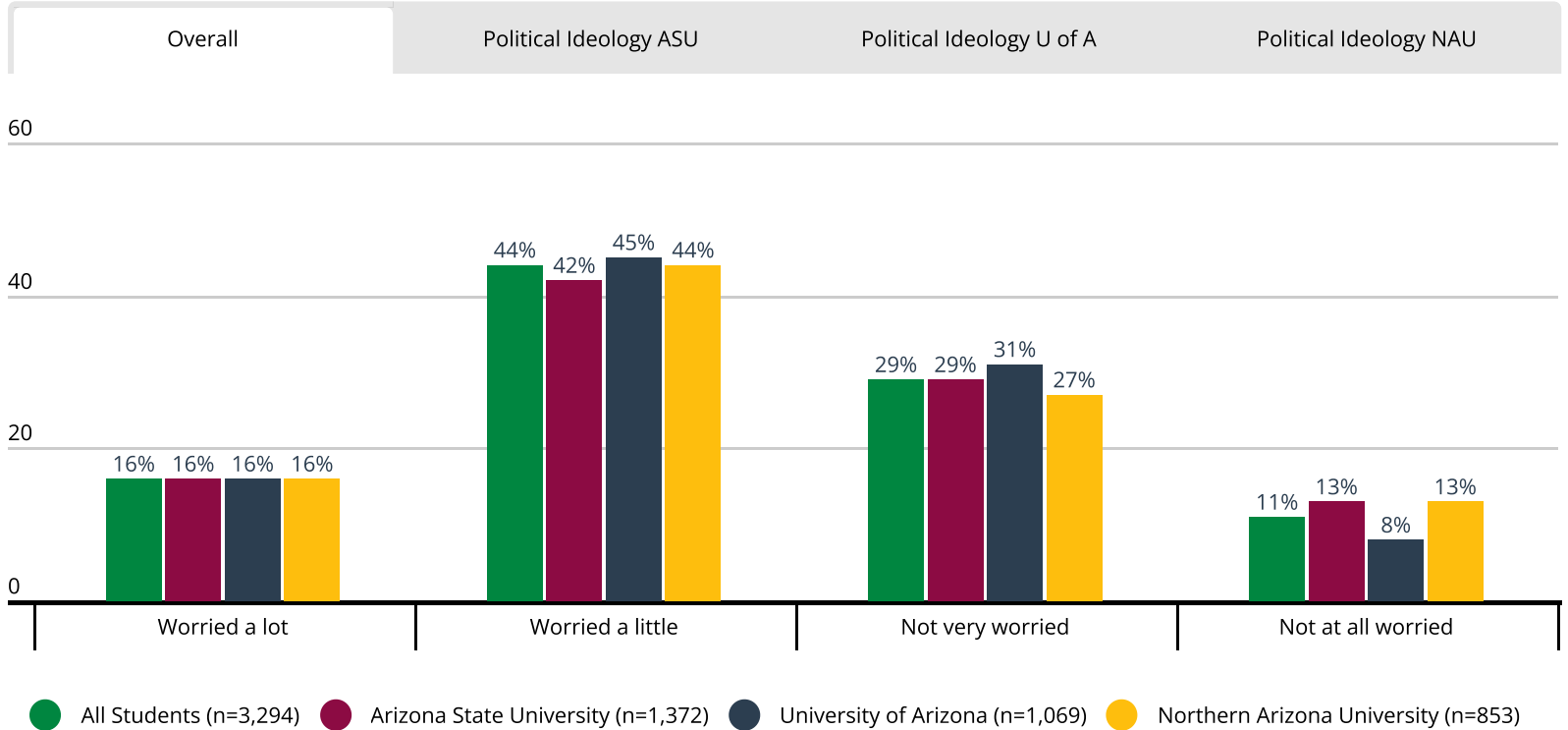
- Conservative students are significantly more likely than liberal students across all three schools to agree that students should face disciplinary consequences for disrupting speakers with whom they disagree.



Q4.16 In November 2023, some students at Arizona State University threw rocks at a campus building window in order to disrupt a Student Government meeting. Do you agree or disagree with the following statement? Students should face disciplinary consequences for disrupting speakers with whom they disagree.

## Sixty percent of students across all three schools are worried that their reputations will be damaged if someone misunderstands something they have said or done.

- Conservative students are more likely than liberal students at ASU and U of A to be very worried that their reputations will be damaged if someone misunderstands something they have said or done.

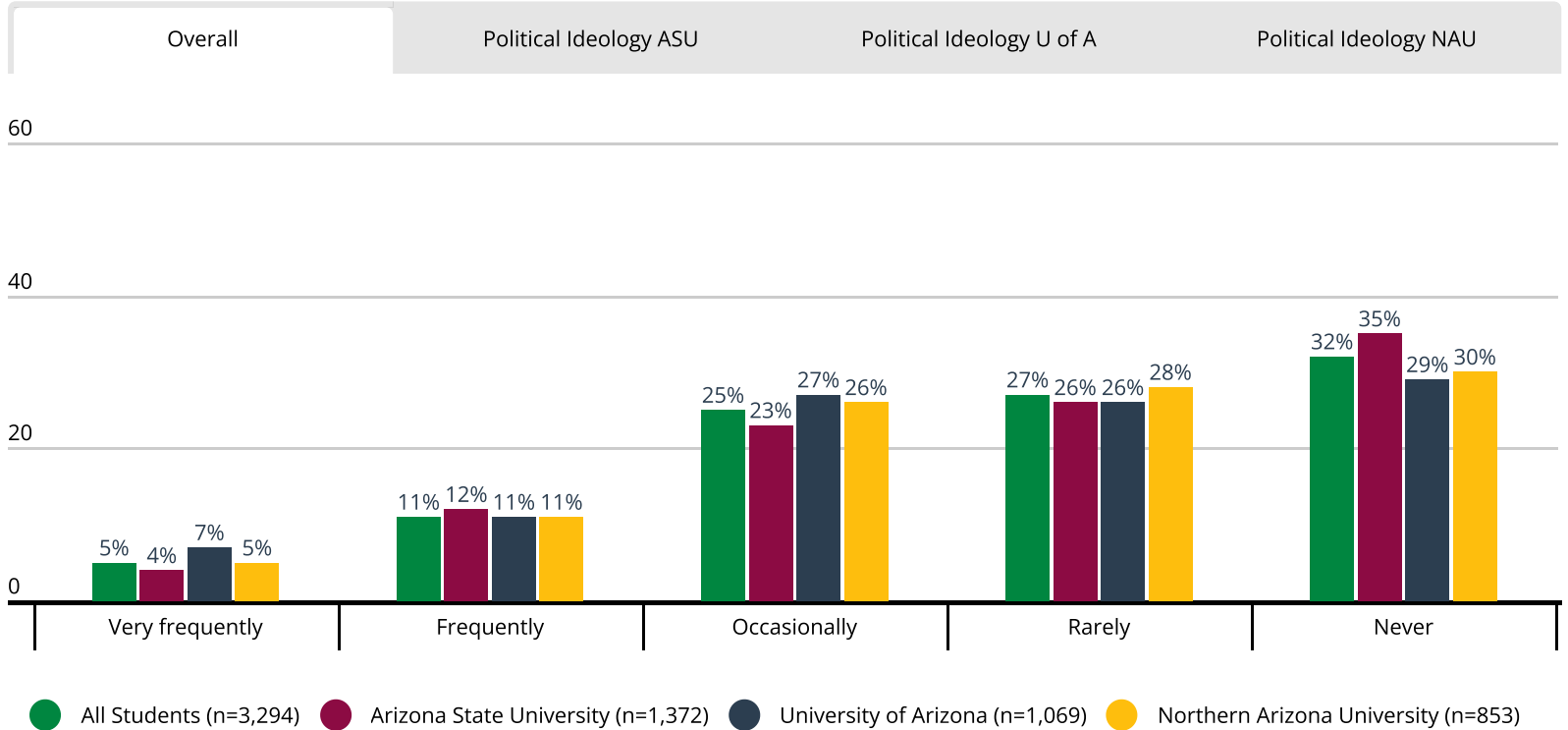


Q4.22 How worried are you about damaging your reputation because someone misunderstands something you have said or done?



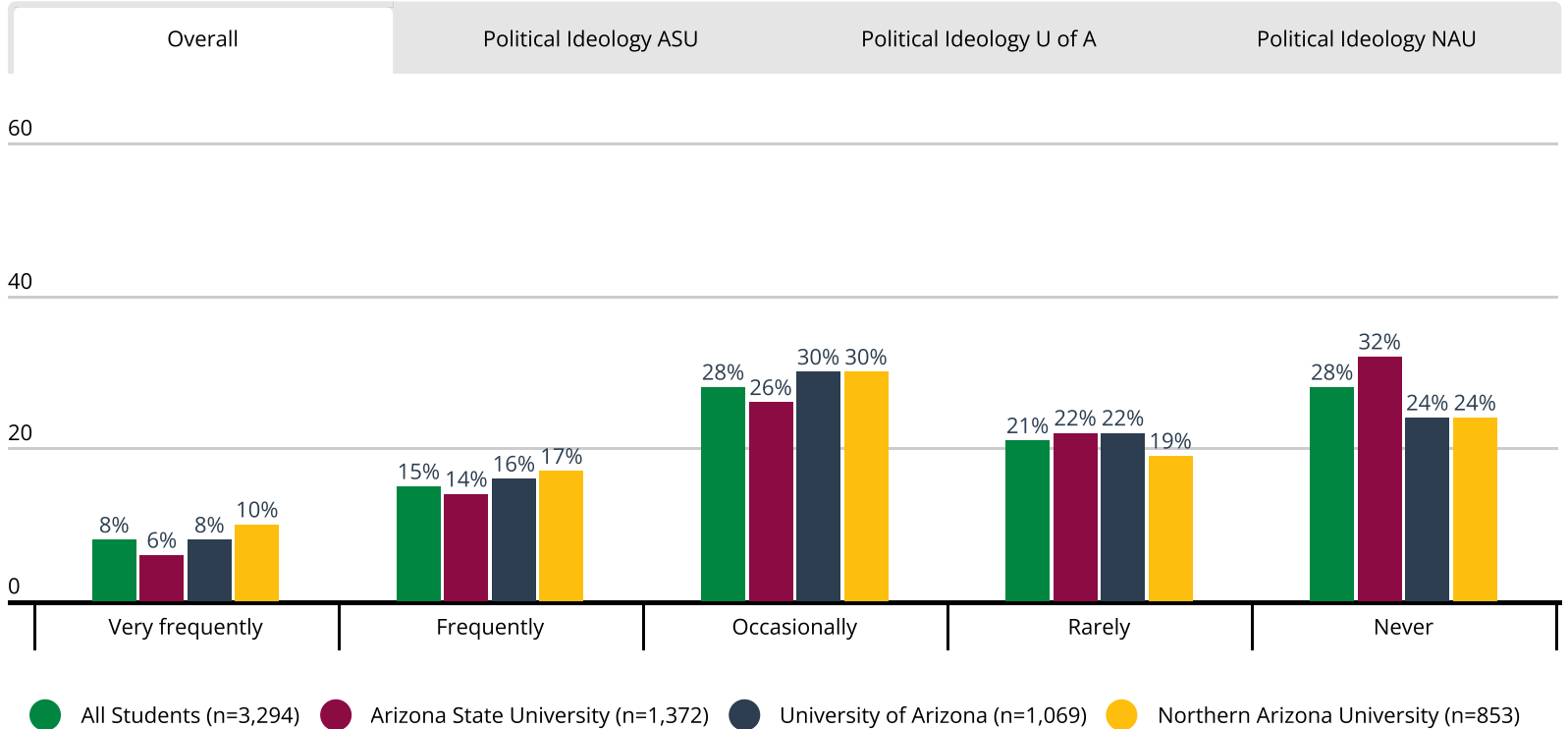
# Roughly one-third of all Arizona students have never witnessed a student receive uncivil treatment for expressing liberal or progressive beliefs.

- Liberal students at ASU and U of A (but not NAU) are more likely than conservative students to have frequently witnessed a student receive uncivil treatment for expressing liberal or progressive beliefs on campus.



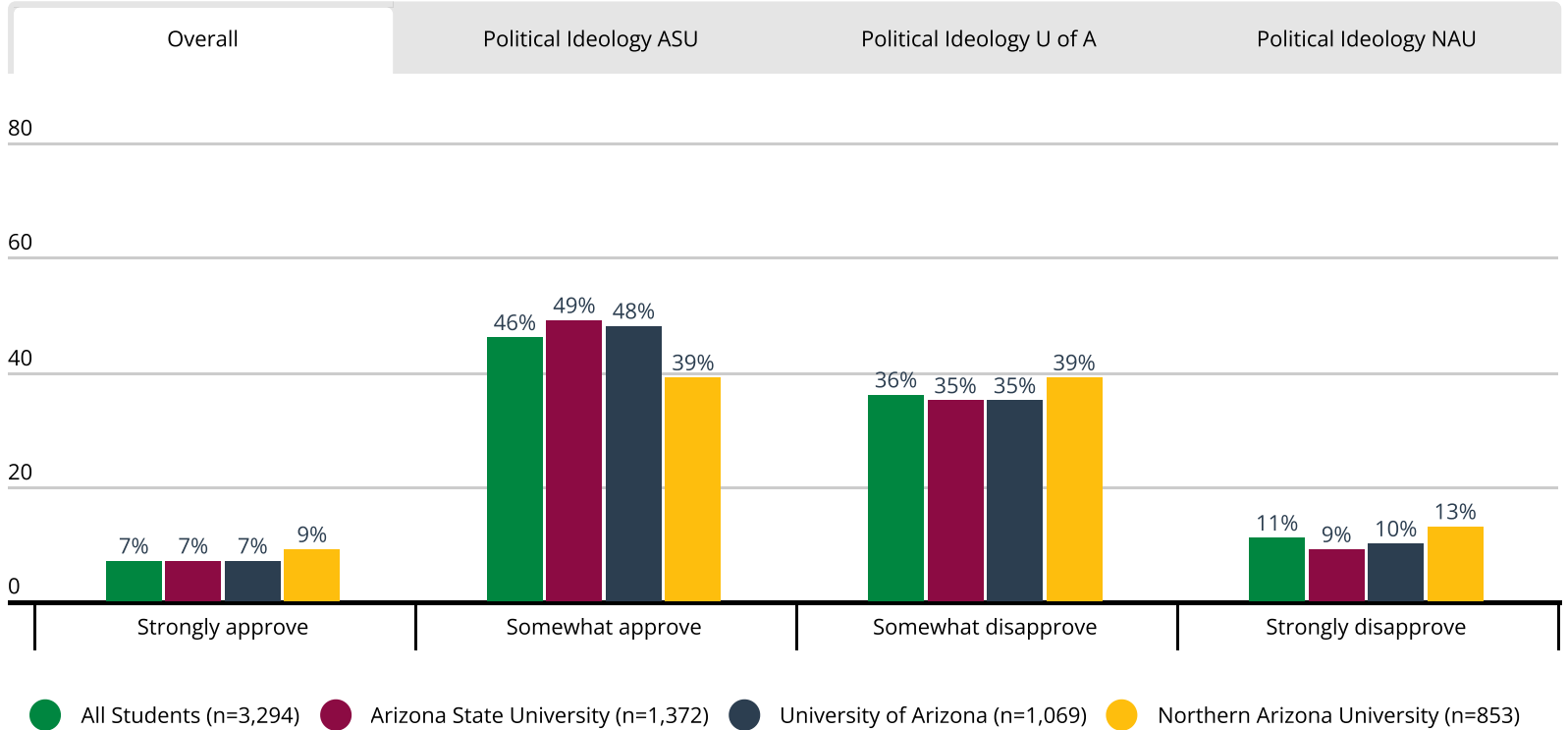
# ASU students are the most likely to have never witnessed a student receive uncivil treatment for expressing conservative beliefs on campus.

- Conservative students across all three Arizona schools are significantly more likely than liberal students to have frequently witnessed a student receive uncivil treatment for expressing conservative beliefs.



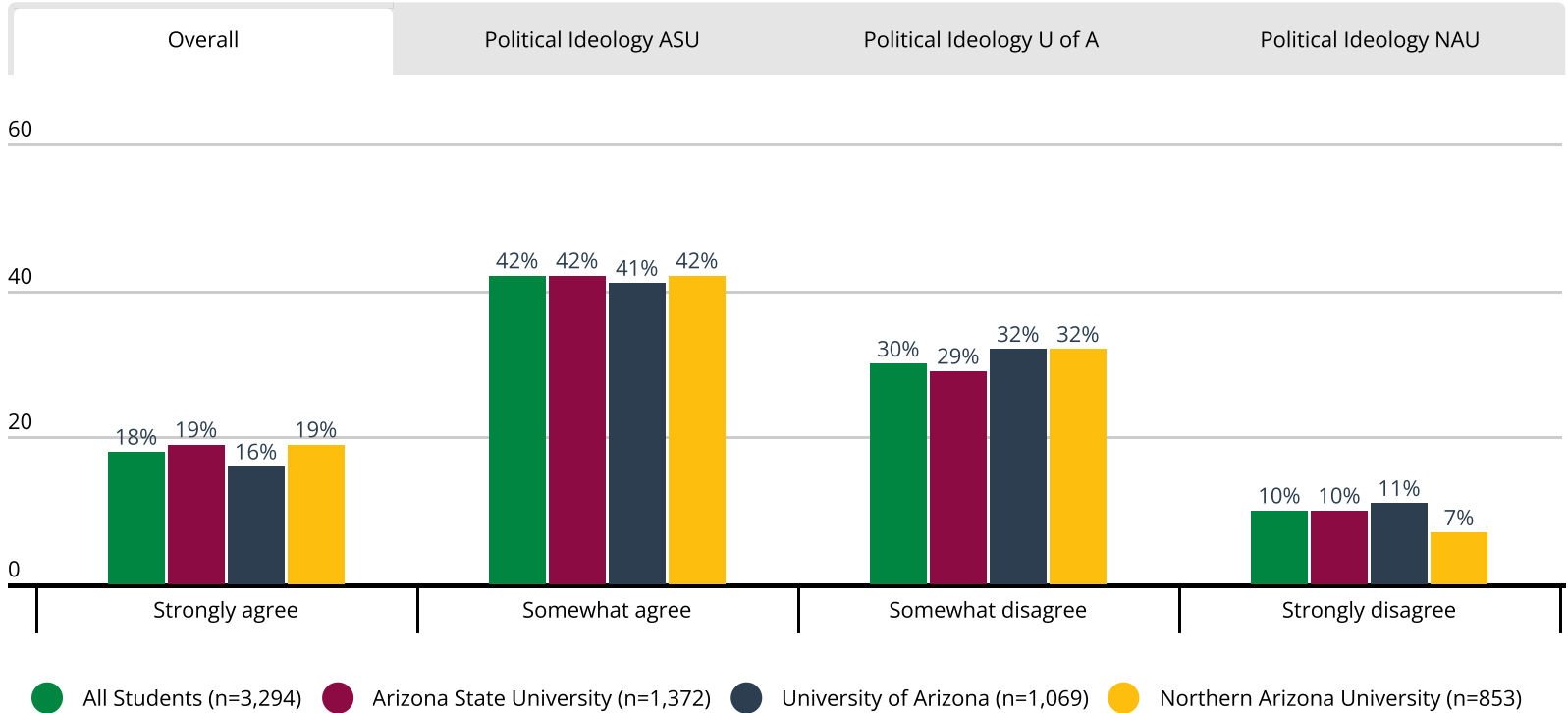
# More than half of students across the three schools approve of their university taking stances on political and moral issues, whether controversial or not.

- Liberal students are more likely than conservative students across all Arizona campuses to approve of their university taking stances on political and moral issues, whether controversial or not.



# Sixty percent of students agree their university should take action to promote political diversity among its faculty.

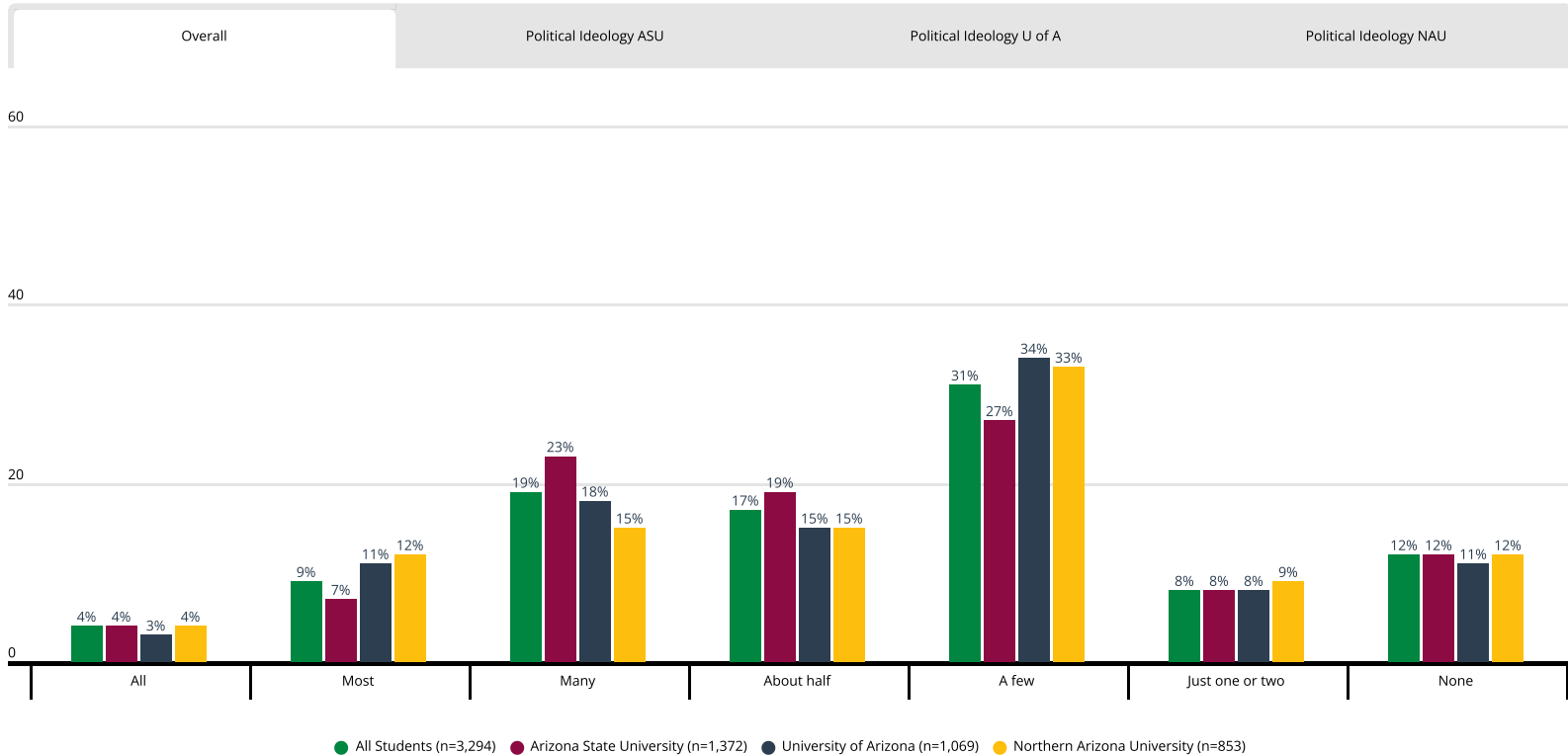
- Conservative students are more likely than liberal students at NAU and U of A to strongly agree that their university should promote political diversity among its faculty.



Q4.29 A recent national survey of university faculty found that about 56% of professors are Democrat, 16% are Independent, and 27% are Republican. National polling in recent years has Democrats and Republicans roughly even. Do you agree or disagree with the following statement? My university should take action to promote political diversity among its faculty.

# Half the students across the three Arizona schools say about half or more of their friends on campus have a different political ideology.

- Liberal students at U of A and NAU are more likely than conservative students to say that none of their friends on campus adhere to a different political ideology.



Q4.19 How many friends on campus do you have who adhere to a different political ideology?

# Survey Topline

# Survey Results

---

Q4.1\_1 On the following scale, how comfortable would you feel doing the following on your campus? *Publicly disagreeing with a professor about a controversial topic.*

16% Very comfortable  
27% Somewhat comfortable  
37% Somewhat uncomfortable  
20% Very uncomfortable

Q4.1\_2 On the following scale, how comfortable would you feel doing the following on your campus? *Expressing disagreement with one of your professors about a controversial topic in a written assignment.*

23% Very comfortable  
28% Somewhat comfortable  
27% Somewhat uncomfortable  
12% Very uncomfortable

Q4.1\_3 On the following scale, how comfortable would you feel doing the following on your campus? *Expressing your views on a controversial political topic during an in-class discussion.*

19% Very comfortable  
36% Somewhat comfortable  
29% Somewhat uncomfortable  
15% Very uncomfortable

Q4.1\_4 On the following scale, how comfortable would you feel doing the following on your campus? *Expressing your views on a controversial political topic to other students during a discussion in a common campus space such as a quad, dining hall, or lounge.*

24% Very comfortable  
38% Somewhat comfortable  
25% Somewhat uncomfortable  
13% Very uncomfortable

Q4.1\_5 On the following scale, how comfortable would you feel doing the following on your campus? *Expressing an unpopular opinion to your fellow students on a social media account tied to your name.*

19% Very comfortable  
27% Somewhat comfortable  
32% Somewhat uncomfortable  
22% Very uncomfortable

Q4.2 How welcoming is your campus for students who hold unpopular political opinions?

21% Very welcoming  
51% Somewhat welcoming  
22% Somewhat unwelcoming  
6% Very unwelcoming

# Survey Results

---

Q4.3 Do you agree or disagree with the following statement: In general, the political climate these days prevents me from saying things I believe because others might find them offensive.

- 18% Strongly agree
- 42% Somewhat agree
- 19% Somewhat disagree
- 12% Strongly disagree
- 9% Don't know

Q4.4 On your campus, how often have you felt that you could not express your opinion on a subject because of how students, a professor, or the administration would respond?

- 9% Very often
- 20% Fairly often
- 31% Occasionally
- 29% Rarely
- 12% Never

Q4.5 How often have you not spoken up on campus because you thought your opinion would be unwelcome?

- 6% Weekly
- 15% Several times a month
- 21% Once a month
- 28% Less than once a month
- 30% Never

Q4.6 When you do not speak up, whose response are you worried about? Select up to 7 options.

- 54% Professors
- 58% Classmates
- 32% Close friends
- 51% Student community at large
- 11% Residence life staff
- 38% University administration
- 2% Other

Q4.7 If a controversy over offensive speech were to occur on your campus, how likely is it that the administration would defend the speaker's right to express their views?

- 9% Extremely likely
- 22% Very likely
- 36% Somewhat likely
- 15% Not very likely
- 5% Not at all likely
- 13% Not sure

Q4.8 Have you received training from staff or faculty at your college on free expression policies?

- 17% Yes
- 83% No



# Survey Results

---

Q4.9 In which of the following scenarios did you receive training? Select up to 6 options.

- 42% Orientation
- 42% Online module from Dean of Students/Student Services Office
- 17% Mandatory in-person event
- 31% Required class
- 22% Residential Life
- 7% Other

Q4.10 If you had to choose, it is more important for colleges:

- 39% To prohibit offensive speech on campus that is biased against certain groups
- 61% To expose students to all types of viewpoints; even if they are offensive or biased against certain groups

Q4.11 How often do your professors promote their own political views in the classroom?

- 3% Very frequently
- 12% Frequently
- 30% Occasionally
- 28% Rarely
- 15% Very rarely
- 12% Never

Q4.12 If a professor says something that students find offensive, should that professor (or class instructor) be reported to the university?

- 60% Yes
- 40% No

Q4.13\_1 Please review the following statements and indicate whether you believe a professor (or class instructor) should be reported for making each statement. "It is clear that Affirmative Action is doing more harm than good, and should be eliminated."

- 24% Should be reported
- 35% Should not be reported
- 41% Other

Q4.13\_2 Please review the following statements and indicate whether you believe a professor (or class instructor) should be reported for making each statement. "If you look at the data, there is no evidence of anti-black bias in police shootings."

- 32% Should be reported
- 27% Should not be reported
- 41% Other

Q4.13\_3 Please review the following statements and indicate whether you believe a professor (or class instructor) should be reported for making each statement. "Owning a gun is the right of every U.S. citizen."

- 11% Should be reported
- 48% Should not be reported
- 41% Other

# Survey Results

---

Q4.13\_4 Please review the following statements and indicate whether you believe a professor (or class instructor) should be reported for making each statement. "Biological sex is a scientific fact. There are two sexes, male and female."

23% Should be reported  
36% Should not be reported  
41% Other

Q4.13\_5 Please review the following statements and indicate whether you believe a professor (or class instructor) should be reported for making each statement. "Requiring vaccination for COVID is an assault on individual freedom."

27% Should be reported  
32% Should not be reported  
41% Other

Q4.13\_6 Please review the following statements and indicate whether you believe a professor (or class instructor) should be reported for making each statement. "Those who want to eliminate Affirmative Action are perpetuating white privilege."

23% Should be reported  
35% Should not be reported  
41% Other

Q4.13\_7 Please review the following statements and indicate whether you believe a professor (or class instructor) should be reported for making each statement. "It is clear that we have a problem with racist police in the U.S. shooting unarmed black men."

15% Should be reported  
43% Should not be reported  
41% Other

Q4.13\_8 Please review the following statements and indicate whether you believe a professor (or class instructor) should be reported for making each statement. "A civilized society doesn't need guns."

11% Should be reported  
48% Should not be reported  
41% Other

Q4.13\_9 Please review the following statements and indicate whether you believe a professor (or class instructor) should be reported for making each statement. "There are a wide variety of sexes. Sex is not binary."

10% Should be reported  
48% Should not be reported  
41% Other

# Survey Results

---

Q4.13\_10 Please review the following statements and indicate whether you believe a professor (or class instructor) should be reported for making each statement. "Not getting vaccinated for COVID is irresponsible and inconsiderate to others."

- 17% Should be reported
- 42% Should not be reported
- 41% Other

Q4.14\_1 Student groups often invite speakers to campus to express their views on a range of topics. Regardless of your own views on the topic, should your school ALLOW or NOT ALLOW a speaker on campus who promotes the following idea? *Israel is a genocidal, apartheid state which harms non-Jewish residents.*

- 23% Definitely should allow this speaker
- 37% Probably should allow this this speaker
- 27% Probably should not allow this speaker
- 13% Definitely should not allow this speaker

Q4.14\_2 Should your school ALLOW or NOT ALLOW a speaker on campus who promotes the following idea? *Transgender women are not women in the same way that biological women are.*

- 18% Definitely should allow this speaker
- 30% Probably should allow this this speaker
- 30% Probably should not allow this speaker
- 22% Definitely should not allow this speaker

Q4.14\_3 Should your school ALLOW or NOT ALLOW a speaker on campus who promotes the following idea? *Abortion should be illegal under all circumstances.*

- 15% Definitely should allow this speaker
- 28% Probably should allow this this speaker
- 28% Probably should not allow this speaker
- 29% Definitely should not allow this speaker

Q4.14\_4 Should your school ALLOW or NOT ALLOW a speaker on campus who promotes the following idea? *Policing in America is systematically racist.*

- 28% Definitely should allow this speaker
- 45% Probably should allow this this speaker
- 20% Probably should not allow this speaker
- 7% Definitely should not allow this speaker

Q4.14\_5 Should your school ALLOW or NOT ALLOW a speaker on campus who promotes the following idea? *Capitalism should be replaced with socialism.*

- 21% Definitely should allow this speaker
- 45% Probably should allow this this speaker
- 25% Probably should not allow this speaker
- 9% Definitely should not allow this speaker

Q4.14\_6 Should your school ALLOW or NOT ALLOW a speaker on campus who promotes the following idea? *Diversity, equity, and inclusion (DEI) practices do more harm than good.*

- 17% Definitely should allow this speaker
- 36% Probably should allow this this speaker
- 28% Probably should not allow this speaker
- 19% Definitely should not allow this speaker

# Survey Results

---

Q4.15\_1 How acceptable would you say it is for students to engage in the following action to protest a campus speaker: Shouting down a speaker or trying to prevent them from speaking on campus.

- 8% Always acceptable
- 28% Sometimes acceptable
- 34% Rarely acceptable
- 30% Never acceptable

Q4.15\_2 How acceptable would you say it is for students to engage in the following action to protest a campus speaker: Blocking other students from attending a campus speech.

- 4% Always acceptable
- 14% Sometimes acceptable
- 28% Rarely acceptable
- 55% Never acceptable

Q4.15\_3 How acceptable would you say it is for students to engage in the following action to protest a campus speaker: Using violence to stop a campus speech.

- 3% Always acceptable
- 8% Sometimes acceptable
- 17% Rarely acceptable
- 72% Never acceptable

Q4.16 In November 2023, some students at Arizona State University threw rocks at a campus building window in order to disrupt a Student Government meeting. Do you agree or disagree with the following statement? *Students should face disciplinary consequences for disrupting speakers with whom they disagree.*

- 27% Strongly agree
- 39% Somewhat agree
- 23% Somewhat disagree
- 8% Strongly disagree
- 3% NA

Q4.17 Do you agree or disagree with the following statement? *Students should face disciplinary consequences for disrupting speakers with whom they disagree.*

- 0% Strongly agree
- 0% Somewhat agree
- 0% Somewhat disagree
- 0% Strongly disagree
- 99% NA

Q4.18 Do you agree or disagree with the following statement? *My university should discipline students who deliberately disrupt classes or events to prevent the voicing of views with which they disagree.*

- 30% Strongly agree
- 44% Somewhat agree
- 20% Somewhat disagree
- 6% Strongly disagree

# Survey Results

---

Q4.19 How many friends on campus do you have who adhere to a different political ideology?

- 4% All
- 10% Most
- 19% Many
- 17% About half
- 31% A few
- 8% Just one or two
- 12% None

Q4.20 Have you lost friends on campus because of your political beliefs?

- 22% Yes
- 78% No

Q4.21 Which of the following two statements comes closer to your own view?

- 62% People should be allowed to express unpopular opinions in public; even those that are deeply offensive to other people.
- 38% Government should prevent people from engaging in hate speech against certain groups in public.

Q4.22 How worried are you about damaging your reputation because someone misunderstands something you have said or done?

- 16% Worried a lot
- 44% Worried a little
- 29% Not very worried
- 11% Not at all worried

Q4.23 Have you been socially excluded due to any of the following actions? Select all that apply.

- 14% Sharing your political or social views
- 9% Having joined or been a member of a student or community organization
- 11% Posting on social media
- 7% Attending an on-campus speaking event, protest, demonstration, or rally
- 73% None of the above

Q4.24 How often have you been socially excluded?

- 2% Very frequently
- 4% Frequently
- 12% Occasionally
- 9% Rarely
- 1% Never
- 73% Other

Q4.25 Have you experienced threats or harassment from fellow students due to any of the following actions? Select up to 4 options.

- 10% Sharing your political or social views
- 7% Having joined or been a member of a student or community organization
- 7% Posting on social media or on your door
- 8% Attending an on-campus speaking event, protest, demonstration, or rally
- 78% None of the above

# Survey Results

---

Q4.26 How often have you experienced threats or harassment from fellow students?

1% Very frequently  
4% Frequently  
7% Occasionally  
8% Rarely  
2% Never  
78% NA

Q4.27\_1 How often, if ever, have you witnessed a student receive uncivil treatment for expressing the following beliefs on campus? Liberal or progressive beliefs

5% Very frequently  
11% Frequently  
25% Occasionally  
27% Rarely  
32% Never

Q4.27\_2 How often, if ever, have you witnessed a student receive uncivil treatment for expressing the following beliefs on campus? *Conservative beliefs*

8% Very frequently  
15% Frequently  
28% Occasionally  
21% Rarely  
28% Never

Q4.27\_3 How often, if ever, have you witnessed a student receive uncivil treatment for expressing the following beliefs on campus? *Religious beliefs*

6% Very frequently  
13% Frequently  
27% Occasionally  
23% Rarely  
30% Never

Q4.28 Generally speaking, do you approve of your university taking stances on political and moral issues, whether controversial or not?

7% Strongly approve  
46% Somewhat approve  
36% Somewhat disapprove  
11% Strongly disapprove

Q4.29 A recent national survey of university faculty found that about 56% of professors are Democrat, 16% are Independent, and 27% are Republican. National polling in recent years has Democrats and Republicans roughly even. Do you agree or disagree with the following statement? *My university should take action to promote political diversity among its faculty.*

18% Strongly agree  
42% Somewhat agree  
31% Somewhat disagree  
10% Strongly disagree

# Survey Results

---

Q4.30 How often have you been treated unfairly on campus by professors, teaching fellows, or administrators as a result of your political opinions and beliefs?

- 2% Frequently
- 13% Sometimes
- 22% Rarely
- 62% Never

Q5.1 Does the First Amendment allow your university to ban hate speech on campus?

- 23% Yes
- 27% No
- 50% Not sure

Q6.1 I would feel freer to discuss controversial topics on campus if... Select up to 6 options.

- 35% There were more student groups dedicated to fostering wide-ranging debate and discussion
- 27% There was greater viewpoint diversity among faculty members
- 32% First year orientation included more discussion about the importance of free expression on campus
- 29% My university hosted a broader diversity of guest speakers
- 33% Senior administrators (presidents; provosts; deans; and department chairs) did more to encourage a free speech culture
- 18% My university reformed existing policies that discourage free and open discussion
- 25% I already feel free to discuss controversial topics on campus
- 17% None of the above

Q6.2 What do you believe is the most effective change to improve the campus climate?

- 20% There were more student groups dedicated to fostering wide-ranging debate and discussion
- 13% There was greater viewpoint diversity among faculty members
- 14% First year orientation included more discussion about the importance of free expression on campus
- 13% My university hosted a broader diversity of guest speakers
- 16% Senior administrators (presidents; provosts; deans; and department chairs) did more to encourage a free speech culture
- 11% My university reformed existing policies that discourage free and open discussion
- 14% Something else

Q6.3 If you could suggest one other reform to senior university leaders to foster freer deliberation on campus, what would it be?

*Open text response*



methodology@collegetpulse.com

[www.collegetpulse.com](http://www.collegetpulse.com)